


Black Series
BHI COM-V2(BK)



Product Range **470W**

N-Type Full Black Monocrystalline

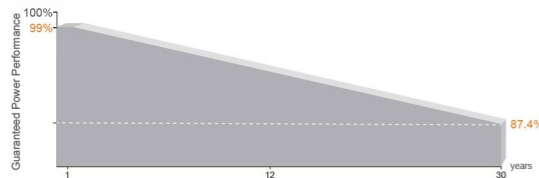


470W
Maximum Power Output

0~+5W
Positive Power Tolerance

22.79%
Maximum Efficiency

Linear Performance Warranty
25 Year Product Warranty
30 Year Linear Power Warranty
<1% First Year Power Degradation
<0.4% Year 2-30 Power Degradation



Certifications
Quality Management System and Product Certification.
IEC61215(2021), IEC61730(2023), IEC61701
IEC61215-2 (bifaciality): 2021
ISO9001:2015: Quality Management System
ISO14001:2015: Environment Management System
ISO45001:2018: Occupational health and safety management systems



MBB Half-Cut Solar Cell
120 Cells

Higher Module Conversion Efficiency
Higher module output up to 450W with module efficiency up to 22.79%.

Low-Light Performance
Advanced glass and surface texturing allows for excellent performance in low-light environments.

Transparent Dual-glass Design
Excellent fire rating, with better temperature coefficient.

Higher Power Output
Module power increases 5-25%, generally bringing significantly lower LCOE and higher IRR.

Double Glass, 120-CELL HALF-CUT SERIES

ELECTRICAL PARAMETERS AT STC

Module Type: BHI-ComV2(BK)	
Maximum Power(Wp)	470W
Open Circuit Voltage(Voc)	86.5 V
Short Circuit Current(Isc)	7A
Maximum Power Voltage(Vm)	70.15 V
Maximum Power Current(Imp)	6.7 A
Module Efficiency	22.79%
Maximum Series Fuse	10A
Watts Positive Tolerance	0~+5W
Number Of Diode	3
Standard Test Conditions	1000W/M ² ,25°C,AM1.5
Maximum System Voltage	1000V/DC (11 in series)
Temperature-Coefficient Isc	+0.043%/°C
Temperature-Coefficient Voc	-0.24%/°C
Temperature-Coefficient Pmpp	-0.30%/°C
Operating Temperature	-40°C...+85°C
Normal Operating Cell Temperature	45±2°C
Load Capacity For The Cover Of The Module (Glass)	5400Pa(IEC61215)(snow)
Load Capacity For The Front & Back Of The Module	2400Pa(IEC61215)(wind)

ELECTRICAL CHARACTERISTICS WITH 10% SOLAR IRRADIATION RATIO

Module Type: BHI-ComV2(BK) Maximum	
Power(Wp)	470W
Open Circuit Voltage(Voc)	86.5V
Short Circuit Current(Isc)	7A
Maximum Power Voltage(Vm)	70.15V
Maximum Power Current(Imp)	6.7 A
Irradiation Ratio (Rear/Front)	10%

*Bifaciality=Pmax,Rear/Rated Pmax,Front

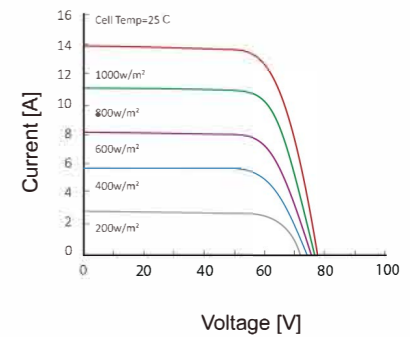
MECHANICAL CHARACTERISTICS

Front/Back Cover (Material / Thickness)	low-iron tempered glass 2.0 / 2.0 mm
Cell (Quantity / Material / Dimensions)	120(6x9x2) / monocrystalline silicon,bifacial
Frame (Material / Color)	aluminum hollow-chamber frame on each side anodized aluminum alloy / Black
Junction Box (Protection Degree)	≥IP68
Cables & Plug Connectors	4mm ² , 300mm in length,length can be customized
Module Dimensions (L / W / H)	1909x1134x30mm
Module Weight	22 kg
Application Class	Class A
Electrical Protection Class	Class II
Fire Safety Class	Class A

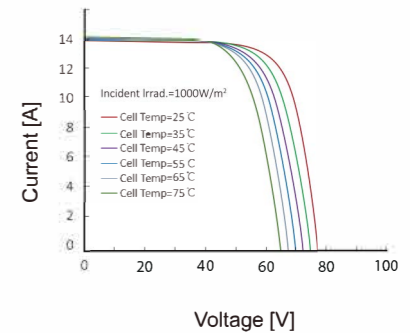
PACKING

Container Size	Units/Pallet (PCS)	Weight/Pallet (KG)	Pallet Measurement (in)	Units/Container (PCS)
40HQ	36	825	69"x44"x45"	400

CURRENT-VOLTAGE CURVES:



Module characteristics at constant module temperatures of 25°C and variable levels of irradiance



Module characteristics at variable module temperatures and constant module irradiance of 1.000 W/m²

MODULE DIAGRAM:

